

5.2.2

**MID-YEAR BUDGET AND PERFORMANCE
ASSESSMENT FOR 2016/2017**

APPENDIX 1



STELLENBOSCH
STELLENBOSCH • PNIEL • FRANSCHHOEK

MUNICIPALITY • UMASIPALA • MUNISIPALITEIT

**SDBIP Performance Report
for the Mid-year
ending 31 December 2016**

Stellenbosch Municipality

SDBIP Performance Report for the mid-year ending 31 December 2016

1. SERVICE DELIVERY PERFORMANCE

1.1 LEGISLATIVE OVERVIEW

In terms of Section 72(1)(a) and 52(d) of the Local Government Municipal Finance Management Act No. 56 of 2003 (MFMA) the Accounting Officer must by 25 January of each year assess the performance of the municipality during the first half of the financial year. A report on such assessment must in terms of Section 72(1)(b) of the MFMA be submitted to the Mayor, Provincial Treasury and National Treasury.

Once the Mayor has considered the report, it must be submitted to Council by 31 January in terms of Section 54 of the MFMA.

The Mayor approved the Top Layer SDBIP for 2016/17 in terms of Section 53(1)(c)(ii) of the MFMA, MFMA Circular No. 13 and the Budgeting and Reporting Regulation during June 2016 which include the municipality's key performance indicators for 2016/17.

1.2 PERFORMANCE OVERVIEW

a) PERFORMANCE FRAMEWORK

Regulation 7(1) of the Local Government: Municipal Planning and Performance Management Regulations, 2001 states that "A Municipality's Performance Management System entails a framework that describes and represents how the municipality's cycle and processes of performance planning, monitoring, measurement, review, reporting and improvement will be conducted, organized and managed, including determining the roles of the different role players." This framework, inter alia, reflects the linkage between the IDP, Budget, SDBIP and individual and service provider performance. The Municipality adopted a Performance Management Framework during 2011. The framework was reviewed during the 2016/2017 financial year.

b) MONITORING PERFORMANCE

The municipality utilizes an electronic web based system on which KPI owners update actual performance on a monthly basis. KPI owners report on the results of the KPI by documenting the following information on the performance system:

- ≈ The actual result in terms of the target set.
- ≈ The output/outcome of achieving the KPI.
- ≈ The calculation of the actual performance reported. (If %)
- ≈ A performance comment.
- ≈ Actions to improve the performance against the target set, if the target was not achieved.
- ≈ It is the responsibility of every KPI owner to maintain a portfolio of evidence to support actual performance results updated.

1.3 LINK TO THE IDP AND THE BUDGET

The municipality identified the following strategic objectives based on the inputs from the community in the 5 year Integrated Development Plan (IDP):

- ≈ **Dignified living**
- ≈ **Good Governance and compliance**
- ≈ **Greenest municipality**
- ≈ **Preferred investment destination**
- ≈ **Safest valley**

a) PERFORMANCE INDICATORS SET IN THE APPROVED TOP LAYER SDBIP FOR 2016/17 PER STRATEGIC OBJECTIVE AND COMPARED TO THE 2015/16 FINANCIAL YEAR.

Stellenbosch Municipality

SDBIP Performance Report for the mid-year ending 31 December 2016

Dignified Living

Ref	KPI	Unit of Measurement	Wards	Actual performance of 2015/16	Target				
					Q1	Q2	Q3	Q4	Annual Target
TL 1	Provide clean piped water to formal residential properties which are connected to the municipal water infrastructure network as at 30 June 2017	Number of formal residential properties receiving piped water as at 30 June 2017	All	25,519	0	23000	0	23000	23000
TL 2	Provide electricity to formal residential properties connected to the municipal electrical infrastructure network for both credit and prepaid electrical metering as at 30 June 2017	Number of formal residential properties connected to the municipal electrical infrastructure network (credit and prepaid electrical metering) as at 30 June 2017	All	25,519	0	23000	0	23000	23000
TL 3	Provide sanitation services to residential properties which are connected to the municipal waste water (sanitation/sewerage) network as at 30 June 2017	Number of residential properties which are billed for sewerage in accordance with the SAMRAS financial system as at 30 June 2017	All	25,519	0	23000	0	23000	23000
TL 4	Provision of refuse removal, refuse dumps and solid waste disposal to all residential account holders once a week as at 30 June 2017	Number of formal residential properties for which refuse is removed as at 30 June 2017	All	25,519	0	23000	0	23000	23000
TL 5	Provide free basic water in terms of the equitable share requirements to indigent account holders	Monthly provisioning of free basic water in terms of the equitable share requirements to indigent account holders (KL per account holders)	All	10	10	10	10	10	10
TL 6	Provide clean piped water to registered indigent account holders which are connected to the municipal water infrastructure network as at 30 June 2017	Number of indigent account holders receiving free basic water as at 30 June 2017	All	6,486	0	5000	0	5000	5000
	Provide free basic	Provide free basic electricity to		60					

Stellenbosch Municipality

SDBIP Performance Report for the mid-year ending 31 December 2016

Ref	KPI	Unit of Measurement	Wards	Actual performance of 2015/16	Target				
					Q1	Q2	Q3	Q4	Annual Target
TL 7	electricity to registered indigent account holders connected to the municipal electrical infrastructure network	indigent account holders in terms of the equitable share requirements measured in terms of quantum approved (Free kw basic electricity per indigent household)	All		60	60	60	60	60
TL 8	Provide free basic electricity to registered indigent account holders connected to the municipal electrical infrastructure network as at 30 June 2017	Number of indigent account holders receiving free basic electricity which are connected to the municipal electrical infrastructure network as at 30 June 2017	All	7042	0	5000	0	5000	5000
TL 9	Provide free basic sanitation services to registered indigent account holders which are connected to the municipal waste water (sanitation/sewerage) network & are billed for sewerage service, irrespective of the number of water closets (toilets) as at 30 June 2017	Number of indigent account holders connected to the sanitation/sewerage network and are billed for sewerage services as at 30 June 2017	All	6,486	0	5000	0	5000	5000
TL 10	Provide free basic refuse removal, refuse dumps and solid waste disposal to registered indigent account holders as at 30 June 2017	Number of indigent account holders receiving free basic refuse removal as at 30 June 2017	All	6,486	0	5000	0	5000	5000
TL 11	The % of the Municipality's capital budget spent on capital projects by 30 June 2017 {(Total Actual capital Expenditure/Approved Capital Budget) x 100}	% of the Municipality's capital budget spent by 30 June 2017 {(Total Actual capital Expenditure/Approved Capital Budget) x 100}	All	79.74	0	10	30	90	90
TL 12	Number of FTE's created by 30 June 2017 through in terms of Expended Public Works Programme	Number of FTE's created by 30 June 2017	All	613	16	40	60	84	84
TL 30	Provide 50 additional waterborne toilet facilities to informal settlements by 30	Number of waterborne toilets facilities provided	2; 12; 13;	41	0	10	20	20	50

Stellenbosch Municipality

SDBIP Performance Report for the mid-year ending 31 December 2016

Ref	KPI	Unit of Measurement	Wards	Actual performance of 2015/16	Target				
					Q1	Q2	Q3	Q4	Annual Target
	June 2017	by 30 June 2017	14; 15; 18; 21						
TL 31	Service sites for low cost housing development by 30 June 2017	Number of sites serviced by 30 June 2017	15; 18	439	0	0	0	190	190
TL 32	Compile and sign 200 transfer documents for ownership of low cost houses by 30 June 2017	Number of transfer documents compiled and signed by 30 June 2017	All	33	0	0	100	100	200
TL 33	Construct 105 top structures by 30 June 2017	Number of top structures constructed by 30 June 2017	15; 21	169	0	0	0	105	105
TL 34	Install 50 taps in informal settlements by 30 June 2017	Number of taps Installed by 30 June 2017	All	13	0	10	20	20	50
TL 35	Limit unaccounted for electricity to less than 11% by 30 June 2017 {(Number of Electricity Units Purchased and/or Generated - Number of Electricity Units Sold (incl Free basic electricity)) / Number of Electricity Units Purchased and/or Generated} x 100}	{(Number of Electricity Units Purchased and/or Generated - Number of Electricity Units Sold (incl Free basic electricity)) / Number of Electricity Units Purchased and/or Generated} x 100}	All	6.06	0	0	0	11	11
TL 37	90% Weighted Average water quality achieved as per micro, chemical, operational and physical determinants in terms of the Blue Drop requirements regulated by SANS 241 for all Water Treatment Works	% Average water quality achieved as per micro, chemical, operational and physical determinants	All	91.5	90	90	90	90	90
TL 38	Limit unaccounted for water to less than 25% by 30 June 2017	Percentage of unaccounted for water calculated in terms of standard IWA formula	All	24.98	0	25	0	25	25
TL 39	Review and submit the Water Services Development Plan to the Portfolio	Reviewed Water Services Development Plan submitted to the	All	0	0	0	0	1	1

Stellenbosch Municipality

SDBIP Performance Report for the mid-year ending 31 December 2016

Ref	KPI	Unit of Measurement	Wards	Actual performance of 2015/16	Target				
					Q1	Q2	Q3	Q4	Annual Target
	Committee by 30 June 2017	Portfolio Committee by 30 June 2017							
TL 51	Identify land for emergency housing and submit report with recommendations to the Portfolio Committee by 30 June 2017	Report with recommendations submitted to the Portfolio Committee by 30 June 2017	All	New KPI	0	0	0	1	1

Good Governance and compliance

Ref	KPI	Unit of Measurement	Wards	Actual performance of 2015/16	Target				
					Q1	Q2	Q3	Q4	Annual
TL 13	The number of people from employment equity target groups employed (to be appointed) in the top three occupational levels of management in compliance with the municipality's approved employment equity plan by 30 June 2017	Number of appointments made in the three highest levels of management by 30 June 2017 in compliance with the municipality's approved employment equity plan	All	4	0	0	0	5	5
TL 14	The percentage of a municipality's payroll budget actually spent on implementing its workplace skills plan by 30 June 2017 ((Total Actual Training Expenditure/ Total annual payroll Budget)x100)	% of municipality's payroll budget actually spent on implementing its workplace skills plan by 30 June 2017 ((Total Actual Training Expenditure/ Total Annual payroll Budget)x100)	All	0.83	0	0	0	0.8	0.8
TL 15	Financial viability measured in terms of the municipality's ability to meet its service debt obligations as at 30 June 2017 (Short Term Borrowing + Bank Overdraft + Short Term Lease + Long Term Borrowing + Long Term Lease) / Total Operating Revenue - Operating Conditional Grant	Debt to Revenue as at 30 June 2017 (Short Term Borrowing + Bank Overdraft + Short Term Lease + Long Term Borrowing + Long Term Lease) / Total Operating Revenue - Operating Conditional Grant	All	19	0	0	0	55	55
TL 16	Financial viability measured in terms of the outstanding service debtors as at 30 June 2017 (Total outstanding service debtors/ revenue received for services)	% of outstanding service debtors as at 30 June 2017 (Total outstanding service debtors/ revenue received for services)	All	15.70	0	0	0	20	20

Stellenbosch Municipality

SDBIP Performance Report for the mid-year ending 31 December 2016

Ref	KPI	Unit of Measurement	Wards	Actual performance of 2015/16	Target				
					Q1	Q2	Q3	Q4	Annual
	revenue received for services)								
TL 17	Financial viability measured in terms of the available cash to cover fixed operating expenditure as at 30 June 2017 ((Cash and Cash Equivalents - Unspent Conditional Grants - Overdraft) + Short Term Investment) / Monthly Fixed Operational Expenditure excluding (Depreciation, Amortisation, and Provision for Bad Debts, Impairment and Loss on Disposal of Assets)).	Cost coverage as at 30 June 2017 ((Cash and Cash Equivalents - Unspent Conditional Grants - Overdraft) + Short Term Investment) / Monthly Fixed Operational Expenditure excluding (Depreciation, Amortisation, and Provision for Bad Debts, Impairment and Loss on Disposal of Assets)).	All	9.74	0	0	0	6	6
TL 18	Review the Risk based audit plan and submit to the Audit Committee by 30 June 2017	Reviewed RBAP submitted to the Audit Committee by 30 June 2017	All	1	0	0	0	1	1
TL 19	Approve an Audit Action Plan by 31 January 2017 to address the issues raised in the Audit Report for the 2015/16 financial year	Audit action plan developed and approved by 31 January 2017	All	1	0	0	1	0	1
TL 20	Review the risk register and submit to the Risk Management Committee by 30 June 2017	Reviewed risk register submitted to the Risk Management Committee by 30 June 2017	All	1	0	0	0	1	1
TL 21	Review the ICT Backup Disaster Recovery Plan and submit to the Portfolio Committee by 30 September 2016	Reviewed ICT Backup Disaster Recovery Plan submitted to Portfolio Committee by 30 September 2016	All	1	1	0	0	0	1
TL 22	Review the Communication Strategy and submit to the Portfolio Committee by 30 June 2017	Reviewed Communication Strategy submitted to Portfolio Committee by 30 June 2017	All	1	0	0	0	1	1
TL 23	Review the Strategic ICT Plan and submit to the Portfolio Committee by 31 March 2017	Reviewed Strategic ICT Plan submitted to the Portfolio Committee by 31 March 2017	All	1	0	0	1	0	1
TL 24	Review the Rules of Order By-Law and submit to Council by 30 June 2017	Reviewed Rules of Order By-Law submitted to Council by 30 June 2017	All	New KPI	0	0	0	1	1

Stellenbosch Municipality

SDBIP Performance Report for the mid-year ending 31 December 2016

Ref	KPI	Unit of Measurement	Wards	Actual performance of 2015/16	Target				
					Q1	Q2	Q3	Q4	Annual
TL 25	Review the Municipal Honours By-Law and submit to Council by 30 June 2017	Reviewed Municipal Honours By-Law submitted to Council by 30 June 2017	All	New KPI	0	0	0	1	1
TL 26	Compile and submit the draft 4th generation IDP to council by 31 March 2017	Draft 4th generation IDP compiled and submitted to council by 31 March 2017	All	New KPI	0	0	1	0	1
TL 27	Review the System of delegations and submit to the Portfolio Committee by 31 December 2016	Reviewed system of delegations submitted to the Portfolio Committee by 31 December 2016	All	New KPI	0	1	0	0	1
TL 28	Review the organisational structure and submit to the Portfolio committee by 30 June 2017	Reviewed organisational structure submitted to the Portfolio committee by 30 June 2017	All	New KPI	0	0	0	1	1
TL 29	Achieve an average payment percentage of 93% by 30 June 2017 (Gross Debtors Closing Balance + billed revenue - Gross Debtors Opening Balance - Bad Debts Written Off)/Billed Revenue) x 100	(Gross Debtors Closing Balance + billed revenue - Gross Debtors Opening Balance + Bad Debts Written Off)/Billed Revenue) x 100	All	109.53	93	93	93	93	93

Greenest Municipality

Ref	KPI	Unit of Measurement	Wards	Actual performance of 2015/16	Target				
					Q1	Q2	Q3	Q4	Annual
TL 36	50% Weighted Average effluent quality achieved in terms of requirements as regulated by the water use license for all Waste Water Treatment Works	% effluent quality	All	76	50	50	50	50	50
TL 40	Develop the Integrated Waste Management Plan and submit it to the Portfolio Committee by 30 June 2017	Integrated Waste Management Plan submitted to Portfolio Committee by 30 June 2017	All	New KPI	0	0	0	1	1
TL 41	Develop a Waste Management Bylaw and submit to the Portfolio Committee by 30 June 2017	Bylaw developed and submitted to the Portfolio Committee by 30 June 2017	All	New KPI	0	0	0	1	1

Stellenbosch Municipality

SDBIP Performance Report for the mid-year ending 31 December 2016

Preferred investment destination

Ref	KPI	Unit of Measurement	Wards	Actual performance of 2015/16	Target				
					Q1	Q2	Q3	Q4	Annual
TL 46	Report quarterly to the Portfolio Committee on the process of land-use applications within the prescribed/legislated periods	Number of reports submitted	All	New KPI	1	1	1	1	4
TL 47	Report quarterly to the Portfolio Committee on the process of building plan applications within the prescribed/legislated periods	Number of reports submitted	All	New KPI	1	1	1	1	4
TL 48	Provide training to entrepreneurs and SMME's	Number of training events	All	New KPI	1	1	1	1	4
TL 49	Develop the Urban Development Strategy as the first phase of the WC024 SDF and submit to the Portfolio Committee by 30 June 2017	Strategy submitted to the Portfolio committee by 30 June 2017	All	New KPI	0	0	0	1	1
TL 50	Review Grant in aid policy and submit it to the Portfolio Committee by 31 March 2017	Policy submitted to the Portfolio committee by 31 March 2017	All	New KPI	0	0	1	0	1

Safest Valley

Ref	KPI	Unit of Measurement	Wards	Actual performance of 2015/16	Target				
					Q1	Q2	Q3	Q4	Annual
TL 42	Review the Disaster Management Plan and submit to the Portfolio committee by 30 June 2017	Reviewed Plan submitted to Portfolio Committee by 30 June 2017	All	New KPI	0	0	0	1	1
TL 43	Review the Safety and Security Strategy and submit to the Portfolio Committee by 31 March 2017	Revised Safety and Security Strategy submitted to the Portfolio Committee by 31 March 2017	All	New KPI	0	0	1	0	1
TL 44	Review the Sport Management Plan and submit to the Portfolio committee by 30 June 2017	Reviewed plan submitted to the Portfolio committee by 30 June 2017	All	New KPI	0	0	0	1	1
TL 45	Report quarterly to the Portfolio Committee on the enforcement of municipal By-Laws on public open spaces, municipal owned property and municipal owned land	Number of reports submitted	All	New KPI	1	1	1	1	4

Stellenbosch Municipality

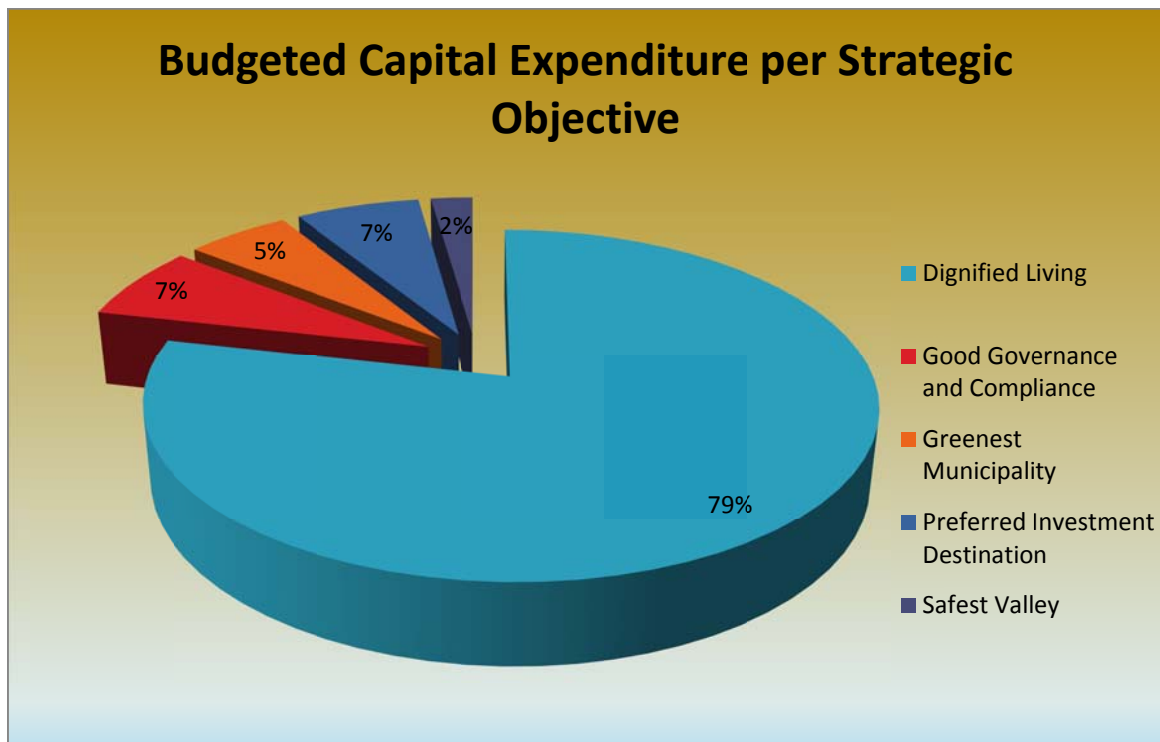
SDBIP Performance Report for the mid-year ending 31 December 2016

Budget spending per IDP strategic objective

The tables below provide an analysis of the capital and operational budget allocation for the 2016/17 financial year and actual expenditure as at 31 December 2016 per Strategic Objective (Opex excludes internal transfers):

CAPITAL EXPENDITURE

Municipal Strategic Objective	Budget	Actual Capital Expenditure as at 31 December 2016	% Spent
	R		%
Capital			
Dignified Living	426,686,560	87,171,481	20.43%
Good Governance and Compliance	38,365,596	4,748,628	12.38%
Greenest Municipality	30,043,225	1,308,291	4.35%
Preferred Investment Destination	35,834,545	2,770,060	7.73%
Safest Valley	12,270,117	1,914,760	15.61%
Total	543,200,043	97,913,219	18.03%

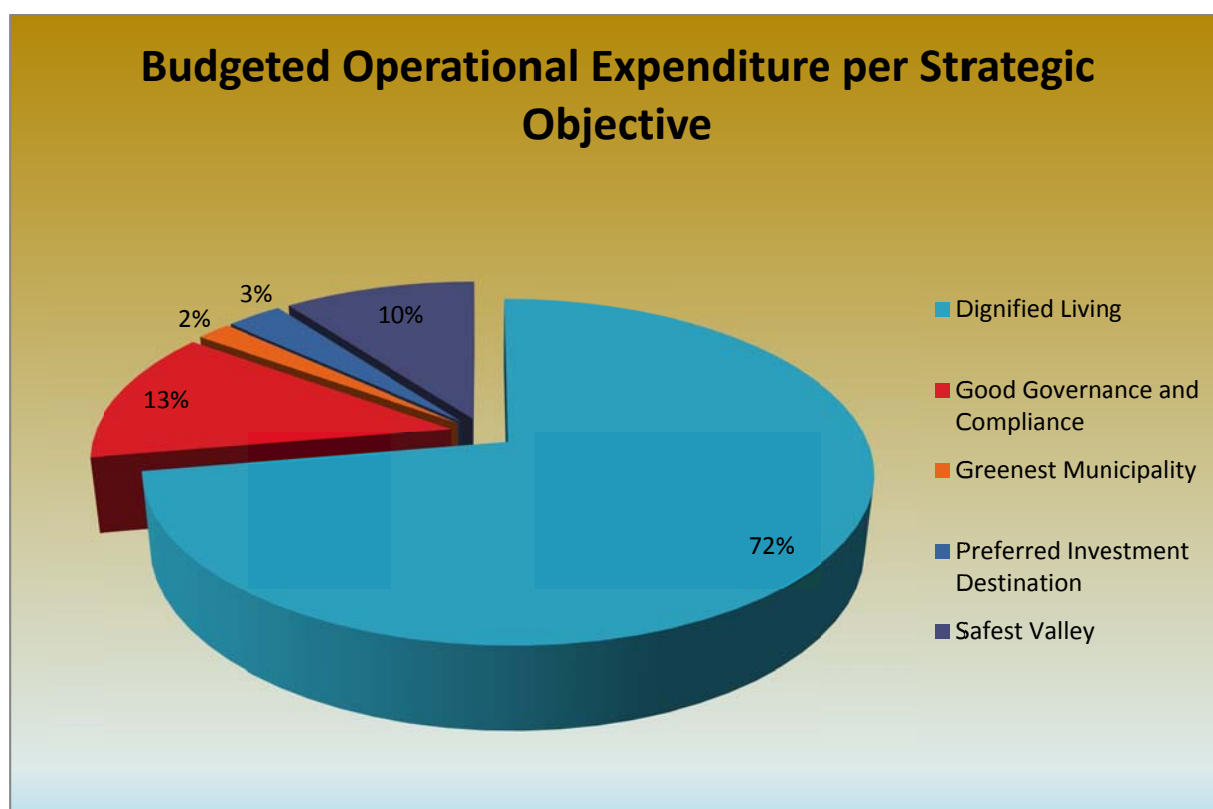


Stellenbosch Municipality

SDBIP Performance Report for the mid-year ending 31 December 2016

OPERATIONAL EXPENDITURE

Municipal Strategic Objective	Budget	Actual Operational Expenditure as at 31 December 2016	% Spent
	R		%
Operational			
Dignified Living	998,159,571	424,398,500	42.52%
Good Governance and Compliance	174,634,537	66,487,491	38.07%
Greenest Municipality	25,291,648	17,437,773	68.95%
Preferred Investment Destination	41,372,356	21,143,107	51.10%
Safest Valley	140,961,381	51,420,318	36.48%
Total	1,380,419,493	580,887,189	42.08%



Stellenbosch Municipality

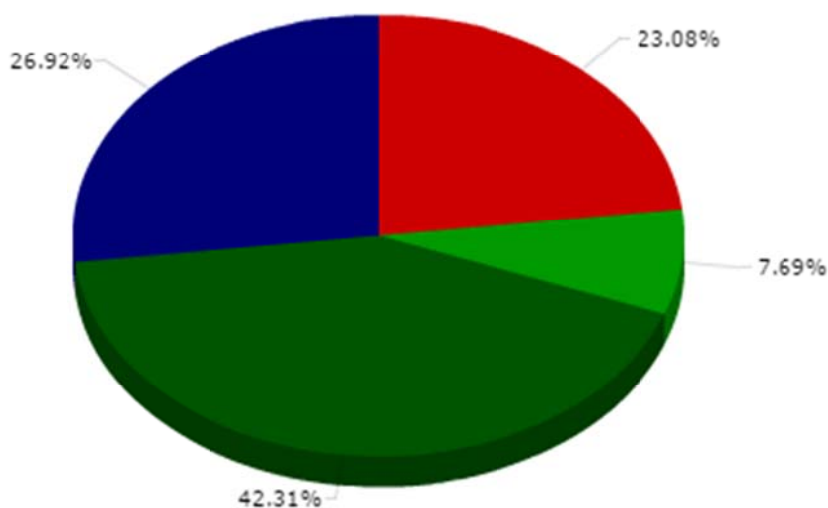
SDBIP Performance Report for the mid-year ending 31 December 2016

2. MID-YEAR PERFORMANCE AGAINST THE PERFORMANCE INDICATORS SET IN THE APPROVED TOP LAYER SDBIP FOR 2016/17

2.1 OVERALL ACTUAL PERFORMANCE OF INDICATORS FOR THE MID-YEAR ENDING 31 DECEMBER 2016

Category	Colour	Explanation
KPI's Not Met	R	0% >= Actual/Target < 75%
KPI's Almost Met	O	75% >= Actual/Target < 100%
KPI's Met	G	Actual/Target = 100%
KPI's Well Met	G2	100% > Actual/Target < 150%
KPI's Extremely Well Met	B	Actual/Target >= 150%

Stellenbosch Municipality



	Stellenbosch Municipality	Strategic Objective				
		Dignified Living	Good Governance and Compliance	Greenest Municipality	Preferred Investment Destination	Safest Valley
■ KPI Not Met	6 (23.1%)	-	3 (75%)	-	2 (50%)	1 (100%)
■ KPI Almost Met	-	-	-	-	-	-
■ KPI Met	2 (7.7%)	2 (12.5%)	-	-	-	-
■ KPI Well Met	11 (42.3%)	9 (56.3%)	1 (25%)	1 (100%)	-	-
■ KPI Extremely Well Met	7 (26.9%)	5 (31.3%)	-	-	2 (50%)	-
Total:	26	16	4	1	4	1

Stellenbosch Municipality

SDBIP Performance Report for the mid-year ending 31 December 2016

2.2 ACTUAL PERFORMANCE PER STRATEGIC OBJECTIVE OF INDICATORS FOR THE MID-YEAR ENDING 31 DECEMBER 2016

Detailed below is the unaudited actual performance on Top Layer SDBIP KPI's that were due for the first half of the financial year ending 31 December 2016 which measures the municipality's overall performance per strategic objective. The tables, furthermore, includes the performance comments and corrective measures indicated for targets not achieved.

The total of Top Layer KPI's for the 2016/17 financial year accounts to 26. The following performance statistics as at 31 December 2016 can be noted:

- KPI's met = 2 (7,7%);
- KPI's well met = 11 (42,3%);
- KPI's extremely well met = 7 (26,9%)
- KPI's not met = 6 (23,1%)

Only 6 (6 of 26) KPI targets were not achieved as at **31 December 2016** of which the details are included in the tables below.

Stellenbosch Municipality

SDBIP Performance Report for the mid-year ending 31 December 2016

Dignified Living

Ref	KPI	Unit of Measurement	Wards	Actual performance of 2015/16	Overall performance for the mid-year ending 31 December 2016				
					Q1	Q2	Target	Actual	R
TL1	Provide clean piped water to formal residential properties which are connected to the municipal water infrastructure network as at 30 June 2017	Number of formal residential properties receiving piped water as at 30 June 2017	All	25 519	0	25,755	23,000	25,755	G 2
TL2	Provide electricity to formal residential properties connected to the municipal electrical infrastructure network for both credit and prepaid electrical metering as at 30 June 2017	Number of formal residential properties connected to the municipal electrical infrastructure network (credit and prepaid electrical metering) as at 30 June 2017	All	25 519	0	25,755	23,000	25,755	G 2
TL3	Provide sanitation services to residential properties which are connected to the municipal waste water (sanitation/sewerage) network as at 30 June 2017	Number of residential properties which are billed for sewerage in accordance with the SAMRAS financial system as at 30 June 2017	All	25 519	0	25,755	23,000	25,755	G 2
TL4	Provision of refuse removal, refuse dumps and solid waste disposal to all residential account holders once a week as at 30 June 2017	Number of formal residential properties for which refuse is removed as at 30 June 2017	All	25 519	0	25,755	23,000	25,755	G 2
TL5	Provide free basic water in terms of the equitable share requirements to indigent account holders	Monthly provisioning of free basic water in terms of the equitable share requirements to indigent account holders (KL per account holders)	All	10	10	10	10	10	G
TL6	Provide clean piped water to registered indigent account holders which are connected to the municipal water infrastructure network as at 30 June 2017	Number of indigent account holders receiving free basic water as at 30 June 2017	All	6 486	0	6,626	5,000	6,626	G 2

Stellenbosch Municipality

SDBIP Performance Report for the mid-year ending 31 December 2016

Ref	KPI	Unit of Measurement	Wards	Actual performance of 2015/16	Overall performance for the mid-year ending 31 December 2016				
					Q1	Q2	Target	Actual	R
TL7	Provide free basic electricity to registered indigent account holders connected to the municipal electrical infrastructure network	Provide free basic electricity to indigent account holders in terms of the equitable share requirements measured in terms of quantum approved (Free kw basic electricity per indigent household)	All	60	60	60	60	60	G
TL8	Provide free basic electricity to registered indigent account holders connected to the municipal electrical infrastructure network as at 30 June 2017	Number of indigent account holders receiving free basic electricity which are connected to the municipal electrical infrastructure network as at 30 June 2017	All	7 042	0	8,799	5,000	8,799	B
TL9	Provide free basic sanitation services to registered indigent account holders which are connected to the municipal waste water (sanitation/sewerage) network & are billed for sewerage service, irrespective of the number of water closets (toilets) as at 30 June 2017	Number of indigent account holders connected to the sanitation/sewerage network and are billed for sewerage services as at 30 June 2017	All	6 486	0	6,626	5,000	6,626	G ₂
TL10	Provide free basic refuse removal, refuse dumps and solid waste disposal to registered indigent account holders as at 30 June 2017	Number of indigent account holders receiving free basic refuse removal as at 30 June 2017	All	6 486	0	6,626	5,000	6,626	G ₂
TL11	The % of the Municipality's capital budget spent on capital projects by 30 June 2017 {(Total Actual capital Expenditure/Approved Capital Budget) x 100}	% of the Municipality's capital budget spent by 30 June 2017 {(Total Actual capital Expenditure/Approved Capital Budget) x 100}	All	79.74%	0%	18.16%	10%	18.16%	B
TL30	Provide 50 additional waterborne toilet facilities to informal settlements by 30 June 2017	Number of waterborne toilets facilities provided by 30 June 2017	2; 12; 13; 14; 15; 18; 21	41	3	10	10	13	G ₂

Stellenbosch Municipality

SDBIP Performance Report for the mid-year ending 31 December 2016

Ref	KPI	Unit of Measurement	Wards	Actual performance of 2015/16	Overall performance for the mid-year ending 31 December 2016				
					Q1	Q2	Target	Actual	R
TL31	Service sites for low cost housing development by 30 June 2017	Number of sites serviced by 30 June 2017	15; 18	439	0	0	0	0	N/A
TL32	Compile and sign 200 transfer documents for ownership of low cost houses by 30 June 2017	Number of transfer documents compiled and signed by 30 June 2017	All	33	102	0	0	102	B
TL33	Construct 105 top structures by 30 June 2017	Number of top structures constructed by 30 June 2017	15; 21	169	0	0	0	0	N/A
TL34	Install 50 taps in informal settlements by 30 June 2017	Number of taps Installed by 30 June 2017	All	13	25	0	10	25	B
TL35	Limit unaccounted for electricity to less than 11% by 30 June 2017 {(Number of Electricity Units Purchased and/or Generated - Number of Electricity Units Sold (incl Free basic electricity)) / Number of Electricity Units Purchased and/or Generated} x 100}	{(Number of Electricity Units Purchased and/or Generated - Number of Electricity Units Sold (incl Free basic electricity)) / Number of Electricity Units Purchased and/or Generated} x 100}	All	6.06%	0%	0%	0%	0%	N/A
TL37	90% Weighted Average water quality achieved as per micro, chemical, operational and physical determinants in terms of the Blue Drop requirements regulated by SANS 241 for all Water Treatment Works	% Average water quality achieved as per micro, chemical, operational and physical determinants	All	91.50%	95.20%	94.70%	90%	94.70%	G2
TL38	Limit unaccounted for water to less than 25% by 30 June 2017	Percentage of unaccounted for water calculated in terms of standard IWA formula	All	24.98%	0%	23.79%	25%	23.79%	B
TL39	Review and submit the Water Services Development Plan to the Portfolio Committee by 30 June 2017	Reviewed Water Services Development Plan submitted to the Portfolio Committee by 30 June 2017	All	0	0	0	0	0	N/A

Stellenbosch Municipality

SDBIP Performance Report for the mid-year ending 31 December 2016

Ref	KPI	Unit of Measurement	Wards	Actual performance of 2015/16	Overall performance for the mid-year ending 31 December 2016				
					Q1	Q2	Target	Actual	R
TL51	Identify land for emergency housing and submit report with recommendations to the Portfolio Committee by 30 June 2017	Report with recommendations submitted to the Portfolio Committee by 30 June 2017	All	0	0	0	0	0	N/A

Good Governance and Compliance

Ref	KPI	Unit of Measurement	Wards	Actual performance of 2015/16	Overall performance for the mid-year ending 31 December 2016				
					Q1	Q2	Target	Actual	R
TL13	The number of people from employment equity target groups employed (to be appointed) in the top three occupational levels of management in compliance with the municipality's approved employment equity plan by 30 June 2017	Number of appointments made in the three highest levels of management by 30 June 2017 in compliance with the municipality's approved employment equity plan	All	17	0	0	0	0	N/A
TL14	The percentage of a municipality's payroll budget actually spent on implementing its workplace skills plan by 30 June 2017 ((Total Actual Training Expenditure/ Total annual payroll Budget)x100)	% of municipality's payroll budget actually spent on implementing its workplace skills plan by 30 June 2017 ((Total Actual Training Expenditure/ Total Annual payroll Budget)x100)	All	0.83%	0%	0%	0%	0%	N/A
TL15	Financial viability measured in terms of the municipality's ability to meet its service debt obligations as at 30 June 2017 (Short Term Borrowing + Bank Overdraft + Short Term Lease + Long Term Borrowing + Long Term Lease) / Total Operating Revenue - Operating	Debt to Revenue as at 30 June 2017 (Short Term Borrowing + Bank Overdraft + Short Term Lease + Long Term Borrowing + Long Term Lease) / Total Operating Revenue - Operating Conditional Grant	All	45.1	0	0	0	0	N/A

Stellenbosch Municipality

SDBIP Performance Report for the mid-year ending 31 December 2016

Ref	KPI	Unit of Measurement	Wards	Actual performance of 2015/16	Overall performance for the mid-year ending 31 December 2016				
					Q1	Q2	Target	Actual	R
	Conditional Grant								
TL16	Financial viability measured in terms of the outstanding service debtors as at 30 June 2017 (Total outstanding service debtors/ revenue received for services)	% of outstanding service debtors as at 30 June 2017 (Total outstanding service debtors/ revenue received for services)	All	19%	0%	0%	0%	0%	N/A
TL17	Financial viability measured in terms of the available cash to cover fixed operating expenditure as at 30 June 2017 ((Cash and Cash Equivalents - Unspent Conditional Grants - Overdraft) + Short Term Investment) / Monthly Fixed Operational Expenditure excluding (Depreciation, Amortisation, and Provision for Bad Debts, Impairment and Loss on Disposal of Assets)).	Cost coverage as at 30 June 2017 ((Cash and Cash Equivalents - Unspent Conditional Grants - Overdraft) + Short Term Investment) / Monthly Fixed Operational Expenditure excluding (Depreciation, Amortisation, and Provision for Bad Debts, Impairment and Loss on Disposal of Assets)).	All	7.8	0	0	0	0	N/A
TL18	Review the Risk based audit plan and submit to the Audit Committee by 30 June 2017	Reviewed RBAP submitted to the Audit Committee by 30 June 2017	All	1	0	0	0	0	N/A
TL19	Approve an Audit Action Plan by 31 January 2017 to address the issues raised in the Audit Report for the 2015/16 financial year	Audit action plan developed and approved by 31 January 2017	All	1	0	0	0	0	N/A
TL20	Review the risk register and submit to the Risk Management Committee by 30 June 2017	Reviewed risk register submitted to the Risk Management Committee by 30 June 2017	All	1	0	0	0	0	N/A

Stellenbosch Municipality

SDBIP Performance Report for the mid-year ending 31 December 2016

Ref	KPI	Unit of Measurement	Wards	Actual performance of 2015/16	Overall performance for the mid-year ending 31 December 2016				
					Q1	Q2	Target	Actual	R
TL21	Review the ICT Backup Disaster Recovery Plan and submit to the Portfolio Committee by 31 January 2017	Reviewed ICT Backup Disaster Recovery Plan submitted to Portfolio Committee by 31 January 2017	All	1	0	0	0	0	N/A
TL22	Review the Communication Strategy and submit to the Portfolio Committee by 30 June 2017	Reviewed Communication Strategy submitted to Portfolio Committee by 30 June 2017	All	1	0	0	0	0	N/A
TL23	Review the Strategic ICT Plan and submit to the Portfolio Committee by 31 March 2017	Reviewed Strategic ICT Plan submitted to the Portfolio Committee by 31 March 2017	All	1	0	0	0	0	N/A
TL24	Review the Rules of Order By-Law and submit to Council by 31 December 2016	Reviewed Rules of Order By-Law submitted to Council by 31 December 2016	All	New KPI	0	0	1	0	R
Corrective Measure			Top Layer SDBIP review required.						
TL25	Review the Municipal Honours By-Law and submit to Council by 31 December 2016	Reviewed Municipal Honours By-Law submitted to Council by 31 December 2016	All	New KPI	0	0	1	0	R
Corrective Measure			Top Layer SDBIP review required.						
TL26	Compile and submit the draft 4th generation IDP to council by 31 March 2017	Draft 4th generation IDP compiled and submitted to council by 31 March 2017	All	1	0	0	0	0	N/A
TL27	Review the System of delegations and submit to the Portfolio Committee by 31 December 2016	Reviewed system of delegations submitted to the Portfolio Committee by 31 December 2016	All	New KPI	0	0	1	0	R
Corrective Measure			Portfolio Committee not established. Top Layer SDBIP review required.						
TL28	Review the organisational structure and submit to the Portfolio committee by 30 June 2017	Reviewed organisational structure submitted to the Portfolio committee by 30 June 2017	All	New KPI	0	0	0	0	N/A

Stellenbosch Municipality

SDBIP Performance Report for the mid-year ending 31 December 2016

Ref	KPI	Unit of Measurement	Wards	Actual performance of 2015/16	Overall performance for the mid-year ending 31 December 2016				
					Q1	Q2	Target	Actual	R
TL29	Achieve an average payment percentage of 93% by 30 June 2017 (Gross Debtors Closing Balance + billed revenue - Gross Debtors Opening Balance + Bad Debts Written Off)/Billed revenue) x 100	(Gross Debtors Closing Balance + billed revenue - Gross Debtors Opening Balance + Bad Debts Written Off)/Billed Revenue) x 100	All	100.05%	105.70%	121.04%	93%	121.04%	G2

Greenest Municipality

Ref	KPI	Unit of Measurement	Wards	Actual performance of 2015/16	Overall performance for the mid-year ending 31 December 2016				
					Q1	Q2	Target	Actual	R
TL36	50% Weighted Average effluent quality achieved in terms of requirements as regulated by the water use license for all Waste Water Treatment Works	% effluent quality	All	76%	60%	0%	50%	60%	G2
TL40	Develop the Integrated Waste Management Plan and submit it to the Portfolio Committee by 30 June 2017	Integrated Waste Management Plan submitted to Portfolio Committee by 30 June 2017	All	New KPI	0	0	0	0	N/A
TL41	Develop a Waste Management Bylaw and submit to the Portfolio Committee by 30 June 2017	Bylaw developed and submitted to the Portfolio Committee by 30 June 2017	All	New KPI	0	0	0	0	N/A

Preferred investment destination

Ref	KPI	Unit of Measurement	Wards	Actual performance of 2015/16	Overall performance for the mid-year ending 31 December 2016				
					Q1	Q2	Target	Actual	R

Stellenbosch Municipality

SDBIP Performance Report for the mid-year ending 31 December 2016

Ref	KPI	Unit of Measurement	Wards	Actual performance of 2015/16	Overall performance for the mid-year ending 31 December 2016				
					Q1	Q2	Target	Actual	R
TL12	Number of FTE's created by 30 June 2017 through in terms of Expended Public Works Programme	Number of FTE's created by 30 June 2017	All	745	99.94	157	40	157	B
TL46	Report quarterly to the Portfolio Committee on the process of land-use applications within the prescribed/legislated periods	Number of reports submitted	All	New KPI	0	0	4	0	R
Corrective Measure			Portfolio Committee not established. Top Layer SDBIP review required. Reports available.						
TL47	Report quarterly to the Portfolio Committee on the process of building plan applications within the prescribed/legislated periods	Number of reports submitted	All	New KPI	0	0	4	0	R
Corrective Measure			Portfolio Committee not established. Top Layer SDBIP review required. Reports available.						
TL48	Provide training to entrepreneurs and SMME's	Number of training events	All		2	1	4	3	B
TL49	Develop the Urban Development Strategy as the first phase of the WC024 SDF and submit it to the Portfolio Committee by 30 June 2017	Strategy submitted to the Portfolio committee by 30 June 2017	All	New KPI	0	0	0	0	N/A
TL50	Review Grant in aid policy and submit it to the Portfolio Committee by 31 March 2017	Policy submitted to the Portfolio committee by 31 March 2017	All	New KPI	0	0	0	0	N/A

Safest Valley

Ref	KPI	Unit of	Wards	Actual performance	Overall performance for the mid-year ending 31 December 2016				
-----	-----	---------	-------	--------------------	--------------------------------------------------------------	--	--	--	--

Stellenbosch Municipality

SDBIP Performance Report for the mid-year ending 31 December 2016

		Measurement		of 2015/16	Q1	Q2	Target	Actual	R
TL 42	Review the Disaster Management Plan and submit to the Portfolio committee by 30 June 2017	Reviewed Plan submitted to Portfolio Committee by 30 June 2017	All	New KPI	0	0	0	0	N/A
TL 43	Review the Safety and Security Strategy and submit to the Portfolio Committee by 31 March 2017	Revised Safety and Security Strategy submitted to the Portfolio Committee by 31 March 2017	All	1	0	0	0	0	N/A
TL 44	Review the Sport Management Plan and submit to the Portfolio committee by 30 June 2017	Reviewed plan submitted to the Portfolio committee by 30 June 2017	All	New KPI	0	0	0	0	N/A
TL 45	Report quarterly to the Portfolio Committee on the enforcement of municipal By-Laws on public open spaces, municipal owned property and municipal owned land	Number of reports submitted	All	New KPI	0	0	4	0	R
Corrective Measure			Portfolio Committee not established. Top Layer SDBIP review required. Reports available.						

2.3 ADJUSTMENT OF THE TOP LAYER SDBIP FOR 2015/16

In terms of section 27(2)(b), when submitting an adjustments budget to the National Treasury and the relevant provincial treasury in terms of section 28(7) of the MFMA read together with section 24(3) of the MFMA, the municipal manager must also submit the amended service delivery and budget implementation plan, within ten working days after the council has approved the amended plan in terms of section 54(1)(c) of the MFMA.

Some key performance indicator targets require amendments as a result of the Adjustments Budget and/or corrections as a result of the establishment of the Portfolio Committees/Council.