

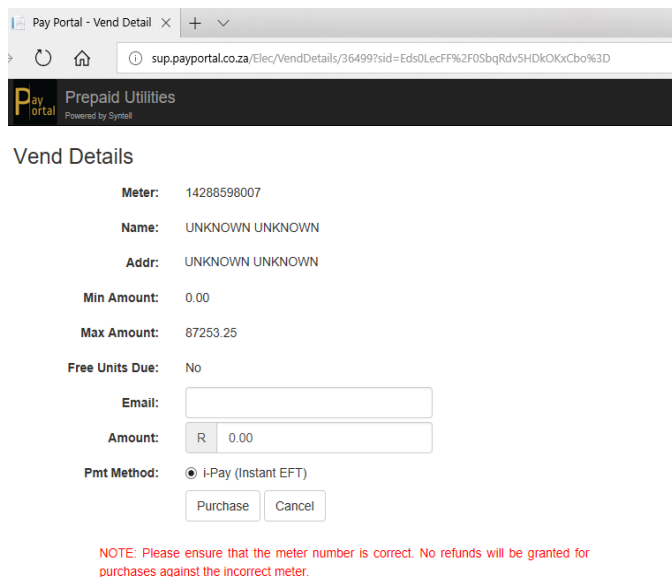
PAYPORTAL

POWERED BY SYNTELL

With PayPortal, you can buy Prepaid Tokens, easily and securely. All you need is to be registered for internet banking with your bank.

Simply use your internet banking details to logon, no new registration to PayPortal is needed.

PayPortal can be accessed from any internet enabled device, enter sup.payportal.co.za into your internet browser.



Pay Portal - Vend Detail

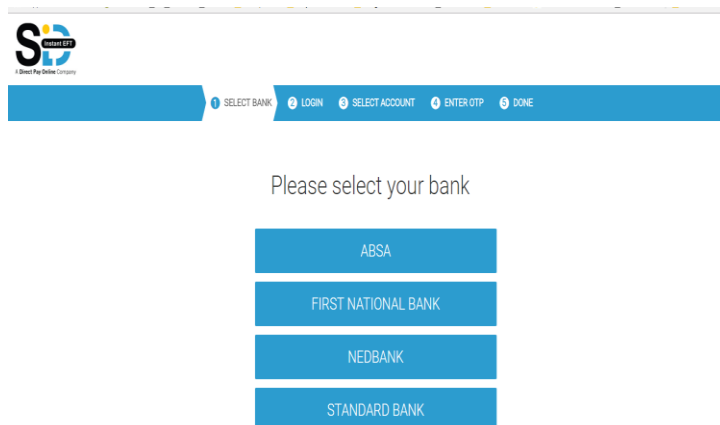
sup.payportal.co.za/Elec/VendDetails/36499?sid=Eds0LecFF%2F0SbqRdv5HDkCKxCb0%3D

Prepaid Utilities
Powered by Syntell

Vend Details

Meter: 14288598007
Name: UNKNOWN UNKNOWN
Addr: UNKNOWN UNKNOWN
Min Amount: 0.00
Max Amount: 87253.25
Free Units Due: No
Email:
Amount: R 0.00
Pmt Method: i-Pay (Instant EFT)

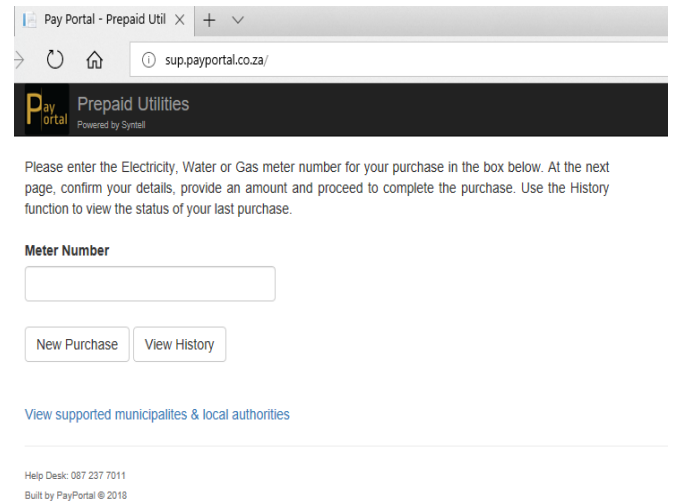
NOTE: Please ensure that the meter number is correct. No refunds will be granted for purchases against the incorrect meter.



SELECT BANK LOGIN SELECT ACCOUNT ENTER OTP DONE

Please select your bank

ABSA
FIRST NATIONAL BANK
NEDBANK
STANDARD BANK



Pay Portal - Prepaid Util

sup.payportal.co.za/

Prepaid Utilities
Powered by Syntell

Please enter the Electricity, Water or Gas meter number for your purchase in the box below. At the next page, confirm your details, provide an amount and proceed to complete the purchase. Use the History function to view the status of your last purchase.

Meter Number

[View supported municipalities & local authorities](#)

Help Desk: 087 237 7011
Built by PayPortal © 2018

HOW DOES IT WORK?

FOLLOW THESE EASY STEPS:

1. Go to sup.payportal.co.za, enter your meter number and click on New Purchase
2. Enter your email address (optional) and the amount – click on Purchase
3. Select your bank from the list presented
4. Login to the PayPortal using your internet banking credentials
5. Select an account to pay from (if you only have one account, it will automatically be selected for you and this step will be skipped)
6. The automated process will navigate and populate the relevant fields on your behalf in the background
7. Your bank will send you a form of payment authentication either by means of SMS, USSD Push message or In-App Response
8. Once you have successfully authorized your payment, the transaction is marked as complete
9. Your token is displayed on your device and emailed to you – should you need your token in future, go to sup.payportal.co.za, enter your meter number and click on View History, and your last token will be displayed.